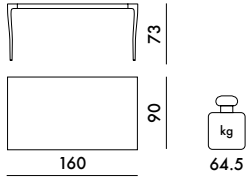


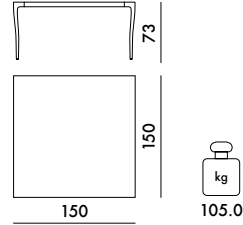
ALBERT 2025

Design Ludovica Serafini + Roberto Palomba

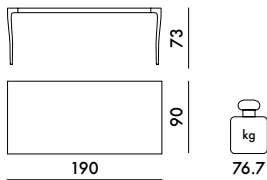
4112



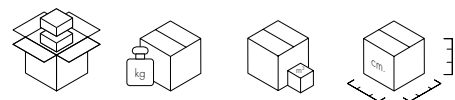
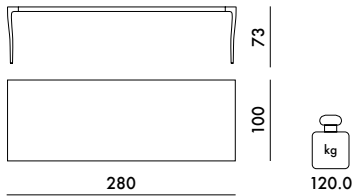
4111



4113



4115



4111	piano	68.3	0.256	160X160X10
	gambe	19.5	0.156	63X92X27
	traversi	27.6	0.256	40X160X40
4112	piano	44.0	0.159	166X96X10
	gambe	19.5	0.156	63X92X27
	traversi	23.0	0.272	40X170X40
4113	piano	51.0	0.188	196X96X10
	gambe	19.5	0.156	63X92X27
	traversi	19.0	0.074	44X170X10
4115	piano	81.0	0.306	107X286X10
	gambe	19.5	0.156	63X92X27
	traversi	35.0	0.480	40X300X40

Livello raggiunto

EN 15372:2016

Par. 5.1 5.2 Conforme

EN 1730:2012

6.2 (livello massimo) L3

6.3 (livello massimo) L3

6.4.2 (livello massimo) L3

6.6 (livello massimo) L3

6.9 (livello massimo) L3

7.2 Conforme



STRUTTURA

Alluminio verniciato

PIANO

Gres porcellanato lucido



03
Bianco



09
Nero



BO
Bordeaux



AZ
Azzurro

